


<p> ОҢТҮСТІК ҚАЗАҚСТАН MEDISINA AKADEMIASY «Оңтүстік Қазақстан медицина академиясы» АҚ </p>		<p>  SOUTH KAZAKHSTAN MEDICAL ACADEMY АО «Южно-Казахстанская медицинская академия» </p>
Department of «Topographic anatomy and histology»		52-11
Methodological guidelines for independent work of students "Normal genitourinary system"		Page.1of 8

METHODOLOGICAL GUIDELINES FOR INDEPENDENT WORK OF STUDENTS

Discipline: "Normal genitourinary system"

Discipline code: NGS 2209


The name and cipher of the EP: 6B10115 – “Medicine”

Amount of study hours (credits):15/0,5

Course and semester of study: 2/3


The amount of independent work:1/9 h.


Shymkent, 2024

<p> ОҢТҮСТІК ҚАЗАҚСТАН MEDISINA AKADEMIASY «Оңтүстік Қазақстан медицина академиясы» АҚ </p>		<p>  SOUTH KAZAKHSTAN MEDICAL ACADEMY АО «Южно-Казахстанская медицинская академия» </p>
Department of «Topographic anatomy and histology»		52-11
Methodological guidelines for independent work of students "Normal genitourinary system"		Page.2of 8

Methodological guidelines for independent work of students were developed in accordance with the working curriculum of the discipline (syllabus) "Normal genitourinary system" and discussed at a meeting of the department of «Topographic anatomy and histology»

Protocol No. 1 from "03" 09 2024

Head of the department, c.m.s., acting professor  Murzanova D.A.

ОҢТҮСТІК ҚАЗАҚСТАН MEDISINA AKADEMIASY «Оңтүстік Қазақстан медицина академиясы» АҚ		 SOUTH KAZAKHSTAN MEDICAL ACADEMY АО «Южно-Казахстанская медицинская академия»
Department of «Topographic anatomy and histology»		52-11
Methodological guidelines for independent work of students "Normal genitourinary system"		Page.3of 8

Lesson No. 1

1. Topic: The endocrine apparatus of the kidney

2. Purpose:

- To study the factors of the endocrine apparatus of the kidneys

3. Tasks

- The endocrine system of the kidney
- Sources of the endocrine apparatus of the kidneys
- Age-related changes in the endocrine apparatus of the kidneys


4. Form of execution/evaluation: checklist for SIW assessment

5. Performance criteria: work in small groups, protection of the presentation of micro-products, microphotographs, compilation of a glossary.

Form of control	Evaluation	Evaluation criteria
Completing test tasks Completing test tasks	Perfectly Matches the scores: 95-100; 90-94	90-100% correct answers
	Well Corresponds to the points: 85-89; 80-84; 75-79; 70-74	75-89% correct answers
	Satisfactory Corresponds to the points: 65-69; 60-64; 50-54	50-74% correct answers
	Unsatisfactorily Corresponds to scores 0-49	Less than 50% correct answers

Preparation of the presentation

Form of control	Evaluation	Evaluation criteria
Preparation and protection of the presentation	Great Corresponds to the points: 95-100; 90-94	The presentation was made independently, at the appointed time, with a volume of at least 15-20 slides. At least 5 literary sources have been used. The slides are informative and concise. During the defense, the author demonstrates in-depth knowledge of the topic. Does not make mistakes when answering questions during the discussion.
	Well Corresponds to the points: 85-89; 80-84; 75-79; 70-74	The presentation was made independently, at the appointed time, with a volume of at least 20 slides. At least 5 literary sources have been used. The slides are informative and concise. During the defense, the author demonstrates good knowledge of the topic. He makes unprincipled mistakes when answering questions that he corrects himself.
	Satisfactory Corresponds to the points: 65-69; 60-64; 50-54	The presentation was made independently, at the appointed time, with a volume of at least 15-20 slides. At least 5 literary sources have been used. The slides are not meaningful. During the defense, the author makes fundamental mistakes when answering questions.
	Unsatisfactorily Corresponds to scores 0-49	The presentation was not delivered on time, the volume is less than 15-20 slides. Less than 5 literary sources have been used. The slides are not meaningful. During the defense, the author makes gross mistakes when answering questions. He does not know his own material.


ОҢТҮСТІК ҚАЗАҚСТАН MEDISINA AKADEMIASY «Оңтүстік Қазақстан медицина академиясы» АҚ		 SOUTH KAZAKHSTAN MEDICAL ACADEMY АО «Южно-Казахстанская медицинская академия»
Department of «Topographic anatomy and histology»		52-11
Methodological guidelines for independent work of students "Normal genitourinary system"		Page.4 of 8

Compiling a glossary

Form of control	Evaluation	Evaluation criteria
Compiling a glossary	Great Corresponds to the points: 95-100; 90-94	The student compiled a glossary on the topic at the appointed time, independently, accurately, without errors, with a volume of at least 20 words, correctly formulated the concepts.
	Well Corresponds to the points: 85-89; 80-84; 75-79; 70-74	The student compiled a glossary on the topic at the appointed time, independently, carefully, with a volume of at least 20 words, correctly formulated the concepts, made unprincipled mistakes when compiling the glossary.
	Satisfactory Corresponds to the points: 65-69; 60-64; 50-54	The student compiled a glossary on the topic at the appointed time, independently, but carelessly, with a volume of at least 20 words, made fundamental mistakes when compiling the glossary.
	Unsatisfactorily Corresponds to scores 0-49	The student did not compile a glossary on the topic at the appointed time, or left it at the appointed time, but not thoroughly, carelessly, with a volume of less than 20 words on the topic, made gross mistakes when compiling the glossary.

Solving situational problems

Form of control	Evaluation	Evaluation criteria
Solving situational problems	Great Corresponds to the points: 95-100; 90-94	He actively participated in the work, showed original thinking, showed deep knowledge of the material, and used scientific achievements of other disciplines in the discussion.
	Well Corresponds to the points: 85-89; 80-84; 75-79; 70-74	He actively participated in the work, showed knowledge of the material, admitted unprincipled inaccuracies or errors corrected by the student himself.
	Satisfactory Corresponds to the points: 65-69; 60-64; 50-54	When working in the group, he was passive, made inaccuracies and fundamental mistakes, and had great difficulties in systematizing the material.

<div>ОҢТҮСТІК ҚАЗАҚСТАН MEDISINA AKADEMIASY «Оңтүстік Қазақстан медицина академиясы» АҚ</div> <div><div>SOUTH KAZAKHSTAN MEDICAL ACADEMY АО «Южно-Казахстанская медицинская академия»</div></div>		
Department of «Topographic anatomy and histology»		52-11
Methodological guidelines for independent work of students "Normal genitourinary system"		Page.5of 8
	Unsatisfactorily Corresponds to scores 0-49	He did not participate in the group's work, answering the teacher's questions, made fundamental mistakes and inaccuracies, and did not use scientific terminology in his answers.

6. Deadlines: according to the schedule of the schedule

7. Literature:

Main literature

1. Inderbir Singh. Textbook of Human Histology. With Color Atlas and Practical Guide/8th Edition. Jaypee Brothers Medical Publishers .2016.-302 p. Перевод Гистология человека
2. Dudek Ronald W. Embryology / Ronald W. Dudek. - 5th ed. - [s. l.] : Wolters Kluwer, 2014. - 158 p. Перевод заглавия: Эмбриология
3. Gartner Leslie P. Cell Biology and Histology / Leslie P. Gartner. - 8th ed. - [s. l.] : Wolters Kluwer, 2019. - 436 p. - (BRS. Board Review Series) Перевод заглавия: Клеточная биология и гистология

Additional literature

Textbook of Human Histology. Inderbir Singh /Sixth Edition/ Inderbir Singh 2010.-386 p.
Перевод Учебник по гистологии человека

Electronic publications

1. ATLAS OF HISTOLOGY with Functional Correlations. Thirteenth Edition, Wolters Kluwer. 2017.- 1102 p.
2. Theory and practice of Histological techniques. Eighth edition. Elsevier Limited. 2019.-554 p.
3. Textbook of Human Histology. With Color Atlas and Practical Guide/8th Edition. Jaypee Brothers Medical Publishers .2011.-386 p.
4. USMLE Step 1. Lecture Notes 2018. by Kaplan. 2018.-425 p/
5. Zhumabayeva, S.E., Boken, T.S.
Cytology and histology : Educational-methodical complex. . - Kokshetau: KGU, 2017. - 101 p. <http://rmebrk.kz/>
6. Бородулина, О.В. Цитология и гистология – Cytology and histology : Практикум. / Костанайский гос. педагогический университет им. У. Султангазина. - Костанай: КГПУ им. У. Султангазина, 2020. - 100 с. - <http://rmebrk.kz/>

8. Control:


1. Endocrine function of the kidneys
2. Kidney hormones
3. The renin-angiotensin system
4. Juxtaglomerular and prostaglandin devices.

Lesson No. 2

1. Topic: Sources and course of embryonic development of the reproductive system.

2. Purpose:

- To know the sources and course of embryonic development of the reproductive system organs.
- To study the factors of sexual differentiation.

ОҢТҮСТІК ҚАЗАҚСТАН MEDISINA AKADEMIASY «Оңтүстік Қазақстан медицина академиясы» АҚ		 SOUTH KAZAKHSTAN MEDICAL ACADEMY АО «Южно-Казахстанская медицинская академия»
Department of «Topographic anatomy and histology»		52-11
Methodological guidelines for independent work of students "Normal genitourinary system"		Page.6 of 8

- To understand age-related changes in the organs of the reproductive system

3. Tasks

- Sources and course of embryonic development of the reproductive system organs.
- Factors of sexual differentiation.
- Age-related changes in the organs of the reproductive system


4. Form of execution/evaluation: checklist for SIW assessment

5. Performance criteria: work in small groups, protection of the presentation of micro-products, microphotographs, compilation of a glossary.

Form of control	Evaluation	Evaluation criteria
Completing test tasks Completing test tasks	Perfectly Matches the scores: 95-100; 90-94	90-100% correct answers
	Well Corresponds to the points: 85-89; 80-84; 75-79; 70-74	75-89% correct answers
	Satisfactory Corresponds to the points: 65-69; 60-64; 50-54	50-74% correct answers
	Unsatisfactorily Corresponds to scores 0-49	Less than 50% correct answers

Preparation of the presentation

Form of control	Evaluation	Evaluation criteria
Preparation and protection of the presentation	Great Corresponds to the points: 95-100; 90-94	The presentation was made independently, at the appointed time, with a volume of at least 15-20 slides. At least 5 literary sources have been used. The slides are informative and concise. During the defense, the author demonstrates in-depth knowledge of the topic. Does not make mistakes when answering questions during the discussion.
	Well Corresponds to the points: 85-89; 80-84; 75-79; 70-74	The presentation was made independently, at the appointed time, with a volume of at least 20 slides. At least 5 literary sources have been used. The slides are informative and concise. During the defense, the author demonstrates good knowledge of the topic. He makes unprincipled mistakes when answering questions that he corrects himself.
	Satisfactory Corresponds to the points: 65-69; 60-64; 50-54	The presentation was made independently, at the appointed time, with a volume of at least 15-20 slides. At least 5 literary sources have been used. The slides are not meaningful. During the defense, the author makes fundamental mistakes when answering questions.
	Unsatisfactorily Corresponds to scores 0-49	The presentation was not delivered on time, the volume is less than 15-20 slides. Less than 5 literary sources have been used. The slides are not meaningful. During the defense, the author makes gross mistakes when answering questions. He does not know his own material.


ОҢТҮСТІК ҚАЗАҚСТАН MEDISINA AKADEMIASY «Оңтүстік Қазақстан медицина академиясы» АҚ		 SOUTH KAZAKHSTAN MEDICAL ACADEMY АО «Южно-Казахстанская медицинская академия»
Department of «Topographic anatomy and histology»		52-11
Methodological guidelines for independent work of students "Normal genitourinary system"		Page.7of 8

Compiling a glossary

Form of control	Evaluation	Evaluation criteria
Compiling a glossary	Great Corresponds to the points:95-100; 90-94	The student compiled a glossary on the topic at the appointed time, independently, accurately, without errors, with a volume of at least 20 words, correctly formulated the concepts.
	Well Corresponds to the points: 85-89; 80-84; 75-79; 70-74	The student compiled a glossary on the topic at the appointed time, independently, carefully, with a volume of at least 20 words, correctly formulated the concepts, made unprincipled mistakes when compiling the glossary.
	Satisfactory Corresponds to the points: 65-69;60-64;50-54	The student compiled a glossary on the topic at the appointed time, independently, but carelessly, with a volume of at least 20 words, made fundamental mistakes when compiling the glossary.
	Unsatisfactorily Corresponds to scores 0-49	The student did not compile a glossary on the topic at the appointed time, or left it at the appointed time, but not thoroughly, carelessly, with a volume of less than 20 words on the topic, made gross mistakes when compiling the glossary.

Solving situational problems

Form of control	Evaluation	Evaluation criteria
Solving situational problems	Great Corresponds to the points:95-100; 90-94	He actively participated in the work, showed original thinking, showed deep knowledge of the material, and used scientific achievements of other disciplines in the discussion.
	Well Corresponds to the points: 85-89; 80-84; 75-79; 70-74	He actively participated in the work, showed knowledge of the material, admitted unprincipled inaccuracies or errors corrected by the student himself.
	Satisfactory Corresponds to the points: 65-69;60-64;50-54	When working in the group, he was passive, made inaccuracies and fundamental mistakes, and had great difficulties in systematizing the material.
	Unsatisfactorily Corresponds to scores 0-49	He did not participate in the group's work, answering the teacher's questions, made fundamental mistakes and inaccuracies, and did not use scientific terminology in his answers.

<p style="text-align: center;"> ОҢТҮСТІК ҚАЗАҚСТАН MEDISINA AKADEMIASY «Оңтүстік Қазақстан медицина академиясы» АҚ </p>		<p style="text-align: center;">  SKMA -1979- MEDICAL ACADEMY АО «Южно-Казахстанская медицинская академия» </p>
<p style="text-align: center;">Department of «Topographic anatomy and histology»</p>		52-11
<p style="text-align: center;">Methodological guidelines for independent work of students "Normal genitourinary system"</p>		Page.8 of 8

6. Deadlines: according to the schedule of the schedule

7. Literature:

Main literature

1. Inderbir Singh. Textbook of Human Histology. With Color Atlas and Practical Guide/8th Edition. Jaypee Brothers Medical Publishers .2016.-302 p. Перевод Гистология человека
2. Dudek Ronald W. Embryology / Ronald W. Dudek. - 5th ed. - [s. l.] : Wolters Kluwer, 2014. - 158 p. Перевод заглавия: Эмбриология
3. Gartner Leslie P. Cell Biology and Histology / Leslie P. Gartner. - 8th ed. - [s. l.] : Wolters Kluwer, 2019. - 436 p. - (BRS. Board Review Series) Перевод заглавия: Клеточная биология и гистология

Additional literature

Textbook of Human Histology. Inderbir Singh /Sixth Edition/ Inderbir Singh 2010.-386 p.
Перевод Учебник по гистологии человека

Electronic publications

1. ATLAS OF HISTOLOGY with Functional Correlations. Thirteenth Edition, Wolters Kluwer. 2017.- 1102 p.
2. Theory and practice of Histological techniques. Eighth edition. Elsevier Limited. 2019.-554 p.
3. Textbook of Human Histology. With Color Atlas and Practical Guide/8th Edition. Jaypee Brothers Medical Publishers .2011.-386 p.
4. USMLE Step 1. Lecture Notes 2018. by Kaplan. 2018.-425 p/
5. Zhumabayeva, S.E., Boken, T.S.
Cytology and histology : Educational-methodical complex. . - Kokshetau: KGU, 2017. - 101 p. <http://rmebrk.kz/>
6. Бородулина, О.В. Цитология и гистология – Cytology and histology : Практикум. / Костанайский гос. педагогический университет им. У. Султангазина. - Костанай: КГПУ им. У. Султангазина, 2020. - 100 с. - <http://rmebrk.kz/>

8. Control:

- General morphofunctional characteristics of the reproductive system
- Sources and course of embryonic development
- Testes, structure and functional significance.
- Spermatogenesis and its stages
- Vas deferens
- Sources and course of embryonic development
- Ovaries, structure and functional significance.
- Oogenesis and its stages