


|  |  |  |
|--|--|--|
| <p> ONTUSTIK-QAZAQSTAN<br/> <b>MEDISINA</b><br/> <b>AKADEMIASY</b><br/> «Оңтүстік Қазақстан медицина академиясы» АҚ </p> |  | <p>  SOUTH KAZAKHSTAN<br/> <b>MEDICAL</b><br/> <b>ACADEMY</b><br/> АО «Южно-Казахстанская медицинская академия» </p> |
| Department of Pediatrics-1   |  | 044/38-11  |
| Methodical recommendations for individual work of students   |  | Page 1 of 20   |

## METHODICAL RECOMMENDATIONS FOR INDIVIDUAL WORK OF STUDENTS

**Name of discipline:** «Propaedeutics of childhood diseases-2»


**Code of discipline:** PChD-3205-2

**Name of EP:** 6B10101 «General Medicine»

**Amount of study hours/credits:** 150 hours (5 credits)

**Course and semester of study:** 3rd year, VI semester

**Individual work:** 30

|  |  |   |
|--|--|---|
| <p>             ОҢТҮСТІК-ҚАЗАҚСТАН<br/> <b>MEDISINA</b><br/> <b>AKADEMIASY</b><br/>             «Оңтүстік Қазақстан медицина академиясы» АҚ           </p> |  | <p> <br/>             SOUTH KAZAKHSTAN<br/> <b>MEDICAL</b><br/> <b>ACADEMY</b><br/>             АО «Южно-Казахстанская медицинская академия»           </p> |
| Department of Pediatrics-1   |  | 044/38-11   |
| Methodical recommendations for individual work of students   |  | Page 2 of 20  |


Methodical recommendation for individual work of students are designed in accordance with the syllabus «Propaedeutics of childhood diseases-2» and discussed at meeting of the Department of Pediatrics-1.

**Protokol № 11 of 23.06.2023y.**

Head of the Department, PhD



**K.S. Kemelbekov**

|  |  |  |   |
|--|--|--|---|
| <p style="text-align: center;"> <small>ОҢТҮСТІК-ҚАЗАҚСТАН</small><br/> <b>MEDISINA</b><br/> <b>AKADEMIASY</b><br/> <small>«Оңтүстік Қазақстан медицина академиясы» АҚ</small> </p> |  |  | <p style="text-align: center;"> <small>SOUTH KAZAKHSTAN</small><br/> <b>MEDICAL</b><br/> <b>ACADEMY</b><br/> <small>АО «Южно-Казахстанская медицинская академия»</small> </p> |
| Department of Pediatrics-1   |  |  | 044/38-11   |
| Methodical recommendations for individual work of students   |  |  | Page 3 of 20  |

## №1.

**1.Theme:** Behavioral and emotional disorders in children.

**2.Purpose:** to study the behavioral and emotional disorders in children

**3.Tasks:**

1. Attention deficit hyperactivity disorder in children.
2. Definition and clinical manifestation
3. Diagnosis of ADHD in children
4. Features of the management of children with ADHD
5. Features of treatment and rehabilitation activities in children

**4. Execution form:** presentation preparation

**5. Criteria for the implementation of the IWS:** see Appendix №1,2.

**6. Deadline:** 2nd week

**7. Literature:**

**Basic:**

1. Mazurin, A. V. Propaedeutics of childhood diseases. 1 volume [: textbook / - Almaty : "Evero" , 2017. - 144 p
2. Mazurin, A. V. Propaedeutics of childhood diseases. 2 volume] : textbook / - Almaty : "Evero" , 2017. - 172 p.
3. Mazurin, A. V. Propaedeutics of childhood diseases. 3 volume [: textbook / - Almaty : "Evero" , 2017. - 140 p.
4. Mazurin, A. V. Propaedeutics of childhood diseases. 4 volume: textbook / - Almaty : "Evero" , 2017. - 120 p.
5. Issayeva, L. A. Childhood diseases. I part [: textbook / - Almaty : "Evero" , 2017. - 144 p
6. Issayeva, L. A. Childhood diseases. II part] : textbook / - Almaty : "Evero" , 2017. - 170 p.
7. Issayeva, L. A. Childhood diseases. III part [: textbook / - Almaty : "Evero" , 2017. - 140 p.
8. Issayeva, L. A. Childhood diseases. IV part [: textbook / - Almaty : "Evero" , 2017. - 185 p.

**Additional:**


- 1.Karen J. marcdante. Robert M. Kligeman. Nelson “Essential of Pediatrics” 7th edition 2015y.
- 2.Joseph J.Zorc Schwartz`s “ Clinical Handbook of Pediatrics” fifth edition 2013y.

**Electronic resources:**

1. Karen J. marcdante. Robert M. Kligeman. Nelson “Essential of Pediatrics” 7th edition 2015y. el disc (CD-ROM).

**8. Control-questions:**

1. What is ADHD in children?
2. How does ADHD affect the psychoemotional state of children?

|  |  |  |   |
|--|--|--|---|
| <p style="text-align: center;"> <small>ОҢТҮСТІК-ҚАЗАҚСТАН</small><br/> <b>MEDISINA</b><br/> <b>AKADEMIASY</b><br/> <small>«Оңтүстік Қазақстан медицина академиясы» АҚ</small> </p> |  | <p style="text-align: center;"> <br/> <small>1979</small> </p> | <p style="text-align: center;"> <small>SOUTH KAZAKHSTAN</small><br/> <b>MEDICAL</b><br/> <b>ACADEMY</b><br/> <small>АО «Южно-Казахстанская медицинская академия»</small> </p> |
| Department of Pediatrics-1   |  | 044/38-11  |   |
| Methodical recommendations for individual work of students   |  | Page 4 of 20   |   |

## №2

**1. Theme:** Upper airway obstruction syndrome.

**2. Purpose:** discuss with students about the syndrome of compaction of lung tissue and violations of bronchial patency

**3. Tasks:**

1. Bronchial obstruction syndrome in children. Causes and mechanisms of occurrence, clinical manifestations, changes in FVD. Criteria for assessing the severity of respiratory diseases in children.
2. The main symptoms and causes of inflammatory lesions of the lung parenchyma and pleura in children. Age peculiarities of lobular and segmental structure of lungs in children, significance for understanding pathology. Age features of the lower and upper lung boundaries in children, the boundaries between the lobes of the lungs.
3. Predisposing factors and causes leading to the development of pulmonary tissue compaction syndrome in children of different age groups.

**4. Execution form:** presentation preparation

**5. Criteria for the implementation of the IWS:** see Appendix №1,2.

**6. Deadline:** 2nd week

**7. Literature:**

**Basic:**

1. Mazurin, A. V. Propaedeutics of childhood diseases. 1 volume [: textbook / - Almaty: "Evero" , 2017. - 144 p
2. Mazurin, A. V. Propaedeutics of childhood diseases. 2 volume] : textbook / - Almaty: "Evero" , 2017. - 172 p.
3. Mazurin, A. V. Propaedeutics of childhood diseases. 3 volume [: textbook / - Almaty: "Evero" , 2017. - 140 p.
4. Mazurin, A. V. Propaedeutics of childhood diseases. 4 volume: textbook / - Almaty: "Evero" , 2017. - 120 p.
5. Issayeva, L. A. Childhood diseases. I part [: textbook / - Almaty : "Evero" , 2017. - 144 p
6. Issayeva, L. A. Childhood diseases. II part] : textbook / - Almaty : "Evero" , 2017. - 170 p.
7. Issayeva, L. A. Childhood diseases. III part [: textbook / - Almaty : "Evero" , 2017. - 140 p.
8. Issayeva, L. A. Childhood diseases. IV part [: textbook / - Almaty : "Evero" , 2017. - 185 p.

**Additional:**


1. Karen J. marcdante. Robert M. Kligeman. Nelson “Essential of Pediatrics” 7th edition 2015.
2. Joseph J. Zorc Schwartz`s “ Clinical Handbook of Pediatrics” fifth edition 2013.

**Electronic resources:**

1. Karen J. marcdante. Robert M. Kligeman. Nelson “Essential of Pediatrics” 7th edition 2015. el disc (CD-ROM).

**8. Control-questions:**

1. Predisposing factors and causes leading to the development of bronchial patency disorders in children of different age groups.
2. Clinical manifestations of bronchial patency syndrome.
3. Syndrome of increased airiness of pulmonary tissue: clinic, diagnosis.
4. Predisposing factors and causes leading to the development of pulmonary tissue compaction syndrome in children of different age groups.
5. The main symptoms of pneumonia in children of different ages.

|  |  |  |
|--|--|--|
| <p> ONTUSTIK-QAZAQSTAN<br/> <b>MEDISINA</b><br/> <b>AKADEMIASY</b><br/> «Оңтүстік Қазақстан медицина академиясы» АҚ </p> |  | <p>  SOUTH KAZAKHSTAN<br/> <b>MEDICAL</b><br/> <b>ACADEMY</b><br/> АО «Южно-Казахстанская медицинская академия» </p> |
| Department of Pediatrics-1   |  | 044/38-11  |
| Methodical recommendations for individual work of students   |  | Page 5 of 20   |

### №3

**1. Theme:** Respiratory distress syndrome of newborns

**2. Purpose:** discuss with students about respiratory distress syndrome of newborns

**3. Tasks:**

1. Respiratory distress syndrome of newborns. Causes and mechanisms of occurrence, clinical manifestations, changes in FVD indicators. Criteria for assessing the severity of the condition in respiratory diseases in children.
2. The main symptoms and causes of inflammatory lung disease in children. Age-related features of the lobular and segmental structure of the lungs in children, significance for understanding pathology. Age-related features of the lower and upper lung boundaries in children, the boundaries between the lobes of the lungs.
3. Predisposing factors and causes leading to the development of respiratory distress syndrome of newborns

**4. Execution form:** presentation preparation

**5. Criteria for the implementation of the IWS:** see Appendix №1,2.

**6. Deadline:** 3rd week

**7. Literature:**

**Basic:**

1. Mazurin, A. V. Propaedeutics of childhood diseases. 1 volume [: textbook / - Almaty: "Evero" , 2017. - 144 p
2. Mazurin, A. V. Propaedeutics of childhood diseases. 2 volume]: textbook / - Almaty: "Evero" , 2017. - 172 p.
3. Mazurin, A. V. Propaedeutics of childhood diseases. 3 volume [: textbook / - Almaty: "Evero", 2017. - 140 p.
4. Mazurin, A. V. Propaedeutics of childhood diseases. 4 volume: textbook / - Almaty: "Evero" , 2017. - 120 p.
5. Issayeva, L. A. Childhood diseases. I part [: textbook / - Almaty : "Evero" , 2017. - 144 p
6. Issayeva, L. A. Childhood diseases. II part] : textbook / - Almaty : "Evero" , 2017. - 170 p.
7. Issayeva, L. A. Childhood diseases. III part [: textbook / - Almaty : "Evero" , 2017. - 140 p.
8. Issayeva, L. A. Childhood diseases. IV part [: textbook / - Almaty : "Evero" , 2017. - 185 p.

**Additional:**


1. Karen J. marcdante. Robert M. Kligeman. Nelson “Essential of Pediatrics” 7th edition 2015.
2. Joseph J. Zorc Schwartz’s “ Clinical Handbook of Pediatrics” fifth edition 2013.

**Electronic resources:**

1. Karen J. marcdante. Robert M. Kligeman. Nelson “Essential of Pediatrics” 7th edition 2015. el disc (CD-ROM).

**8. Control-questions:**

1. What is acute respiratory failure?
2. What is chronic respiratory failure?
3. What predisposing factors and causes lead to the development of acute respiratory failure?
4. Tell the degree of respiratory failure: symptoms and functional parameters.
5. What are the changes in laboratory parameters in respiratory failure?

|  |  |   |
|--|--|---|
| <p style="text-align: center;"> <small>ОҢТҮСТІК-ҚАЗАҚСТАН</small><br/> <b>MEDISINA</b><br/> <b>AKADEMIASY</b><br/> <small>«Оңтүстік Қазақстан медицина академиясы» АҚ</small> </p> |  | <p style="text-align: center;"> <br/> <small>SOUTH KAZAKHSTAN</small><br/> <b>MEDICAL</b><br/> <b>ACADEMY</b><br/> <small>АО «Южно-Казахстанская медицинская академия»</small> </p> |
| Department of Pediatrics-1   |  | 044/38-11   |
| Methodical recommendations for individual work of students   |  | Page 6 of 20  |

#### №4

**1. Theme:** Arterial hypertension and hypotension syndrome in childhood: primary and secondary

**2. Purpose:** to study of symptomatic dystonia in adolescents.

**3. Tasks:**

1. Predisposing factors and causes leading to the development of symptomatic dystonia in adolescents

2. Classification and clinical manifestations of symptomatic dystonia in adolescents.

3. Instrumental and functional research methods.

**4. Execution form:** presentation preparation

**5. Criteria for the implementation of the IWS:** see Appendix №1,2.

**6. Deadline:** 3rd week

**7. Literature:**

**Basic:**

1. Mazurin, A. V. Propaedeutics of childhood diseases. 1 volume [: textbook / - Almaty : "Evero" , 2017. - 144 p

2. Mazurin, A. V. Propaedeutics of childhood diseases. 2 volume] : textbook / - Almaty : "Evero" , 2017. - 172 p.

3. Mazurin, A. V. Propaedeutics of childhood diseases. 3 volume [: textbook / - Almaty : "Evero" , 2017. - 140 p.

4. Mazurin, A. V. Propaedeutics of childhood diseases. 4 volume: textbook / - Almaty : "Evero" , 2017. - 120 p.

5. Issayeva, L. A. Childhood diseases. I part [: textbook / - Almaty : "Evero" , 2017. - 144 p

6. Issayeva, L. A. Childhood diseases. II part] : textbook / - Almaty : "Evero" , 2017. - 170 p.

7. Issayeva, L. A. Childhood diseases. III part [: textbook / - Almaty : "Evero" , 2017. - 140 p.

8. Issayeva, L. A. Childhood diseases. IV part [: textbook / - Almaty : "Evero" , 2017. - 185 p.

**Additional:**

1. Karen J. marcdante. Robert M. Kligeman. Nelson “Essential of Pediatrics” 7th edition 2015.

2. Joseph J. Zorc Schwartz’s “ Clinical Handbook of Pediatrics” fifth edition 2013.

**Electronic resources:**

1. Karen J. marcdante. Robert M. Kligeman. Nelson “Essential of Pediatrics” 7th edition 2015. el disc (CD-ROM).


**8. Control-questions:**

1. What is symptomatic dystonia?

2 What predisposing factors and causes lead to the development of symptomatic dystonia?

3. Tell the clinical signs of symptomatic dystonia in adolescents.

4. Tell diagnostic methods of research.

|  |  |   |
|--|--|---|
| <p style="text-align: center;"> <small>ОҢТҮСТІК-ҚАЗАҚСТАН</small><br/> <b>MEDISINA</b><br/> <b>AKADEMIASY</b><br/> <small>«Оңтүстік Қазақстан медицина академиясы» АҚ</small> </p> |  | <p style="text-align: center;"> <br/> <small>SOUTH KAZAKHSTAN</small><br/> <b>MEDICAL</b><br/> <b>ACADEMY</b><br/> <small>АО «Южно-Казахстанская медицинская академия»</small> </p> |
| <p style="text-align: center;">Department of Pediatrics-1</p>  |  | <p>044/38-11</p>  |
| <p style="text-align: center;">Methodical recommendations for individual work of students</p>  |  | <p>Page 7 of 20</p>   |

## №5

**1. Theme:** Kawasaki-like syndrome.

**2. Purpose:** discuss with students about Kawasaki-like syndrome.

**3. Tasks:**

1. Predisposing factors and causes leading to the development of Kawasaki-like syndrome in children and adolescents

2. Clinical manifestations of Kawasaki-like syndrome

3. Instrumental and functional research methods.

**4. Execution form:** presentation preparation

**5. Criteria for the implementation of the IWS:** see Appendix №1,2.

**6. Deadline:** 3rd week

**7. Literature:**

**Basic:**

1. Mazurin, A. V. Propaedeutics of childhood diseases. 1 volume [: textbook / - Almaty : "Evero" , 2017. - 144 p

2. Mazurin, A. V. Propaedeutics of childhood diseases. 2 volume] : textbook / - Almaty : "Evero" , 2017. - 172 p.

3. Mazurin, A. V. Propaedeuutics of childhood diseases. 3 volume [: textbook / - Almaty : "Evero" , 2017. - 140 p.

4. Mazurin, A. V. Propaedeutics of childhood diseases. 4 volume: textbook / - Almaty : "Evero" , 2017. - 120 p.

5. Issayeva, L. A. Childhood diseases. I part [: textbook / - Almaty : "Evero" , 2017. - 144 p

6. Issayeva, L. A. Childhood diseases. II part] : textbook / - Almaty : "Evero" , 2017. - 170 p.

7. Issayeva, L. A. Childhood diseases. III part [: textbook / - Almaty : "Evero" , 2017. - 140 p.

8. Issayeva, L. A. Childhood diseases. IV part [: textbook / - Almaty : "Evero" , 2017. - 185 p.

**Additional:**

1. Karen J. marcdante. Robert M. Kligeman. Nelson “Essential of Pediatrics” 7th edition 2015.

2. Joseph J. Zorc Schwartz’s “ Clinical Handbook of Pediatrics” fifth edition 2013.

**Electronic resources:**

1. Karen J. marcdante. Robert M. Kligeman. Nelson “Essential of Pediatrics” 7th edition 2015. el disc (CD-ROM).


**8. Control-questions:**

1. What is Kawasaki-like syndrome.?

2. What predisposing factors and causes lead to the development of Kawasaki-like syndrome?

3. Tell the clinical signs of Kawasaki-like syndrome in children.

4. Tell the diagnostic methods for the study of Kawasaki-like syndrome.

|  |  |   |
|--|--|---|
| <p style="text-align: center;"> <small>ОҢТҮСТІК-ҚАЗАҚСТАН</small><br/> <b>MEDISINA</b><br/> <b>AKADEMIASY</b><br/> <small>«Оңтүстік Қазақстан медицина академиясы» АҚ</small> </p> |  | <p style="text-align: center;"> <br/> <small>SOUTH KAZAKHSTAN</small><br/> <b>MEDICAL</b><br/> <b>ACADEMY</b><br/> <small>АО «Южно-Казахстанская медицинская академия»</small> </p> |
| <p style="text-align: center;">Department of Pediatrics-1</p>  |  | <p>044/38-11</p>  |
| <p style="text-align: center;">Methodical recommendations for individual work of students</p>  |  | <p>Page 8 of 20</p>   |

## №6

**1. Theme:** Congenital heart defects.

**2. Purpose:** discuss with students about congenital heart disease.

**3. Tasks:**

1. The concept of congenital heart defects.
2. Predisposing factors and causes leading to the development of congenital heart defects.
3. Classification and clinical manifestations of congenital heart defects.
4. Instrumental and functional research methods for congenital heart defects in children.

**4. Execution form:** presentation preparation

**5. Criteria for the implementation of the IWS:** see Appendix №1,2.

**6. Deadline:** 3rd week

**7. Literature:**

**Basic:**

9. Mazurin, A. V. Propaedeutics of childhood diseases. 1 volume [: textbook / - Almaty : "Evero" , 2017. - 144 p
10. Mazurin, A. V. Propaedeutics of childhood diseases. 2 volume] : textbook / - Almaty : "Evero" , 2017. - 172 p.
11. Mazurin, A. V. Propaedeutics of childhood diseases. 3 volume [: textbook / - Almaty : "Evero" , 2017. - 140 p.
12. Mazurin, A. V. Propaedeutics of childhood diseases. 4 volume: textbook / - Almaty : "Evero" , 2017. - 120 p.
13. Issayeva, L. A. Childhood diseases. I part [: textbook / - Almaty : "Evero" , 2017. - 144 p
14. Issayeva, L. A. Childhood diseases. II part] : textbook / - Almaty : "Evero" , 2017. - 170 p.
15. Issayeva, L. A. Childhood diseases. III part [: textbook / - Almaty : "Evero" , 2017. - 140 p.
16. Issayeva, L. A. Childhood diseases. IV part [: textbook / - Almaty : "Evero" , 2017. - 185 p.

**Additional:**

1. Karen J. marcdante. Robert M. Kligeman. Nelson “Essential of Pediatrics” 7th edition 2015.
2. Joseph J. Zorc Schwartz’s “ Clinical Handbook of Pediatrics” fifth edition 2013.


**Electronic resources:**

1. Karen J. marcdante. Robert M. Kligeman. Nelson “Essential of Pediatrics” 7th edition 2015. el disc (CD-ROM).

**8. Control-questions:**

1. What are congenital heart defects?
2. What predisposing factors and causes lead to the development of congenital heart defects?
3. Tell the classification of congenital heart defects.
4. Tell the clinical signs of congenital heart disease.
5. Tell instrumental and functional research methods for congenital heart defects in children.



|  |  |  |   |
|--|--|--|---|
| <p style="text-align: center;"> <small>ОҢТҮСТІК-ҚАЗАҚСТАН</small><br/> <b>MEDISINA</b><br/> <b>AKADEMIASY</b><br/> <small>«Оңтүстік Қазақстан медицина академиясы» АҚ</small> </p> |  | <p style="text-align: center;"> <br/> <small>1979</small> </p> | <p style="text-align: center;"> <small>SOUTH KAZAKHSTAN</small><br/> <b>MEDICAL</b><br/> <b>ACADEMY</b><br/> <small>АО «Южно-Казахстанская медицинская академия»</small> </p> |
| Department of Pediatrics-1   |  |  | 044/38-11   |
| Methodical recommendations for individual work of students   |  |  | Page 9 of 20  |

## №7

**1. Theme:** Abnormalities of the gastrointestinal tract.

**2. Purpose:** to study the anomalies of the gastrointestinal tract.

**3. Tasks:**

1. Development of the digestive apparatus.
2. Embryonic primary intestinal tube.
3. Development and tissue sources of intestinal membranes in its various sections.
4. The concept of anomalies of the gastrointestinal tract.
5. Predisposing factors and causes leading to the development of anomalies of the gastrointestinal tract.
6. Anomalies of the gastrointestinal tract. Classification. Clinic.
7. Atresia of the esophagus, causes of development, diagnosis.
8. Instrumental and functional research methods.

**4. Execution form:** presentation preparation

**5. Criteria for the implementation of the IWS:** see Appendix №1,2.

**6. Deadline:** 4th week

**7. Literature:**

**Basic:**

1. Mazurin, A. V. Propaedeutics of childhood diseases. 1 volume [: textbook / - Almaty : "Evero" , 2017. - 144 p
2. Mazurin, A. V. Propaedeutics of childhood diseases. 2 volume] : textbook / - Almaty : "Evero" , 2017. - 172 p.
3. Mazurin, A. V. Propaedeutics of childhood diseases. 3 volume [: textbook / - Almaty : "Evero" , 2017. - 140 p.
4. Mazurin, A. V. Propaedeutics of childhood diseases. 4 volume: textbook / - Almaty : "Evero" , 2017. - 120 p.
5. Issayeva, L. A. Childhood diseases. I part [: textbook / - Almaty : "Evero" , 2017. - 144 p
6. Issayeva, L. A. Childhood diseases. II part] : textbook / - Almaty : "Evero" , 2017. - 170 p.
7. Issayeva, L. A. Childhood diseases. III part [: textbook / - Almaty : "Evero" , 2017. - 140 p.
8. Issayeva, L. A. Childhood diseases. IV part [: textbook / - Almaty : "Evero" , 2017. - 185 p.

**Additional:**


1. Karen J. marcdante. Robert M. Kligeman. Nelson “Essential of Pediatrics” 7th edition 2015.
2. Joseph J. Zorc Schwartz`s “ Clinical Handbook of Pediatrics” fifth edition 2013.

**Electronic resources:**

1. Karen J. marcdante. Robert M. Kligeman. Nelson “Essential of Pediatrics” 7th edition 2015. el disc (CD-ROM).

**8. Control-questions:**

1. Tell us the basic tapas of the laying of the stomach and duodenum.
2. Tell us the basic tapas of the colon.
3. Tell us the basic pancreatic bookmarks.
4. Tell the basic liver bookmarks.
5. What is an anomaly?

|  |  |  |   |
|--|--|--|---|
| <p style="text-align: center;"> <small>ОҢТҮСТІК-ҚАЗАҚСТАН</small><br/> <b>MEDISINA</b><br/> <b>AKADEMIASY</b><br/> <small>«Оңтүстік Қазақстан медицина академиясы» АҚ</small> </p> |  |  | <p style="text-align: center;"> <small>SOUTH KAZAKHSTAN</small><br/> <b>MEDICAL</b><br/> <b>ACADEMY</b><br/> <small>АО «Южно-Казахстанская медицинская академия»</small> </p> |
| Department of Pediatrics-1   |  |  | 044/38-11   |
| Methodical recommendations for individual work of students   |  |  | Page 10 of 20   |

6. Tell the contributing factors and causes leading to the development of gastrointestinal abnormalities.
7. Tell us the classification and clinical picture of the development of the gastrointestinal tract.
8. Tell the reasons for the development and diagnosis of atresia of the esophagus.
9. Tell instrumental and functional research methods.

## №8

1.Theme: Pediatric Malabsorption Syndromes

**2.Purpose:** discuss with the students about the malabsorption syndrome, and irritable bowel in children.

**3.Tasks:**

1. Predisposing factors and causes leading to the development of malabsorption syndrome in children.
2. Malabsorption syndrome in children. Clinical manifestations. Features of the course in children of different age groups.
3. Predisposing factors and causes leading to the development of irritable bowel in children. Clinic.
4. Assessment of the functional state of the gastrointestinal tract.
5. Biochemical methods for studying the functional state of the gastrointestinal tract in children.
6. Immunoenzyme methods for studying the functional state of the gastrointestinal tract in children.

**4. Execution form:** presentation preparation

**5. Criteria for the implementation of the IWS:** see Appendix №1,2.

**6. Deadline:** 5th week

**7. Literature:**


**Basic:**

1. Mazurin, A. V. Propaedeutics of childhood diseases. 1 volume [: textbook / - Almaty : "Evero" , 2017. - 144 p
2. Mazurin, A. V. Propaedeutics of childhood diseases. 2 volume] : textbook / - Almaty : "Evero" , 2017. - 172 p.
3. Mazurin, A. V. Propaedeutics of childhood diseases. 3 volume [: textbook / - Almaty : "Evero" , 2017. - 140 p.
4. Mazurin, A. V. Propaedeutics of childhood diseases. 4 volume: textbook / - Almaty : "Evero" , 2017. - 120 p.
5. Issayeva, L. A. Childhood diseases. I part [: textbook / - Almaty : "Evero" , 2017. - 144 p
6. Issayeva, L. A. Childhood diseases. II part] : textbook / - Almaty : "Evero" , 2017. - 170 p.
7. Issayeva, L. A. Childhood diseases. III part [: textbook / - Almaty : "Evero" , 2017. - 140 p.
8. Issayeva, L. A. Childhood diseases. IV part [: textbook / - Almaty : "Evero" , 2017. - 185 p.

**Additional:**

- 1.Karen J. marcdante. Robert M. Kligeman. Nelson “Essential of Pediatrics” 7th edition 2015.
- 2.Joseph J.Zorc Schwartz`s “ Clinical Handbook of Pediatrics” fifth edition 2013.

**Electronic resources:**

|   |  |   |
|---|--|---|
| <p style="text-align: center;"> <small>ОҢТҮСТІК-ҚАЗАҚСТАН</small><br/> <b>MEDISINA</b><br/> <small>АКАДЕМИЯСЫ</small><br/> «Оңтүстік Қазақстан медицина академиясы» АҚ </p> |  | <p style="text-align: center;"> <br/> <small>1979</small><br/> <b>MEDICAL</b><br/> <b>ACADEMY</b><br/> <small>АО «Южно-Казахстанская медицинская академия»</small> </p> |
| Department of Pediatrics-1  |  | 044/38-11   |
| Methodical recommendations for individual work of students  |  | Page 11 of 20   |

1. Karen J. marcdante. Robert M. Kligeman. Nelson “Essential of Pediatrics” 7th edition 2015. el disc (CD-ROM).

### 8. Control-questions:

1. What causes malabsorption syndrome in children?
2. Tell the clinical manifestations of malabsorption syndrome and the features of the course in children of different age groups.
3. What predisposing factors and causes lead to the development of irritable bowel in children?
4. Tell the clinical manifestations of irritable bowel and the features of the course in children of different age groups.
5. How to evaluate the functional state of the gastrointestinal tract?
6. What biochemical research methods are used for diseases of the digestive system?

## №9

**1. Theme:** Anomalies in the development of the urinary system.

**2. Purpose:** to study the abnormal development of the urinary system.

### 3. Tasks:

1. Embryonic development of the urinary system.
2. Features of the structure of the kidney in children of different age groups.
3. The concept of abnormal development of the urinary system.
4. Predisposing factors and causes leading to the development of anomalies of the urinary system.
5. Anomalies of the urinary system. Classification. Clinic.
6. Bladder-ureteral reflux, the degree of reflux.
7. Hydronephrosis, stages of hydronephrosis.
8. Methods of studying the functional state of the kidneys.
9. Instrumental methods of research of kidneys.

**4. Execution form:** presentation preparation


**5. Criteria for the implementation of the IWS:** see Appendix №1,2.

**6. Deadline:** 6th week

### 7. Literature:

#### Basic:

1. Mazurin, A. V. Propaedeutics of childhood diseases. 1 volume [: textbook / - Almaty : "Evero" , 2017. - 144 p
2. Mazurin, A. V. Propaedeutics of childhood diseases. 2 volume] : textbook / - Almaty : "Evero" , 2017. - 172 p.
3. Mazurin, A. V. Propaedeutics of childhood diseases. 3 volume [: textbook / - Almaty : "Evero" , 2017. - 140 p.
4. Mazurin, A. V. Propaedeutics of childhood diseases. 4 volume: textbook / - Almaty : "Evero" , 2017. - 120 p.
5. Issayeva, L. A. Childhood diseases. I part [: textbook / - Almaty : "Evero" , 2017. - 144 p
6. Issayeva, L. A. Childhood diseases. II part] : textbook / - Almaty : "Evero" , 2017. - 170 p.
7. Issayeva, L. A. Childhood diseases. III part [: textbook / - Almaty : "Evero" , 2017. - 140 p.

|  |  |  |   |
|--|--|--|---|
| <p style="text-align: center;"> <small>ОҢТҮСТІК-ҚАЗАҚСТАН</small><br/> <b>MEDISINA</b><br/> <b>AKADEMIASY</b><br/> <small>«Оңтүстік Қазақстан медицина академиясы» АҚ</small> </p> |  |  | <p style="text-align: center;"> <small>SOUTH KAZAKHSTAN</small><br/> <b>MEDICAL</b><br/> <b>ACADEMY</b><br/> <small>АО «Южно-Казахстанская медицинская академия»</small> </p> |
| Department of Pediatrics-1   |  |  | 044/38-11   |
| Methodical recommendations for individual work of students   |  |  | Page 12 of 20   |

8. Issayeva, L. A. Childhood diseases. IV part [: textbook / - Almaty : "Evero" , 2017. - 185 p.

**Additional:**

1. Karen J. marcdante. Robert M. Kligeman. Nelson “Essential of Pediatrics” 7th edition 2015.

2. Joseph J. Zorc Schwartz’s “ Clinical Handbook of Pediatrics” fifth edition 2013.

**Electronic resources:**

1. Karen J. marcdante. Robert M. Kligeman. Nelson “Essential of Pediatrics” 7th edition 2015. el disc (CD-ROM).

**8. Control-questions:**

1. Tell the embryonic development of the urinary system.
2. What predisposing factors and causes lead to the development of anomalies of the urinary system?
3. Tell the classification and clinic abnormalities of the urinary system.
4. Tell the vesicoureteral reflux, the degree of reflux.
5. Tell the stage of hydronephrosis.
6. Tell instrumental and functional research methods.

**№10**

**1. Theme:** Gonads: the formation and maturation of gonads.

**2. Purpose:** to study of gonads in children and its formation and maturation.

**3. Tasks:**

1. Intrauterine development of the gonads.
2. Formation of female genital glands.
3. Formation of male genital glands.
4. The anatomical structure of the genital organs.
5. The period of puberty.
6. Signs of puberty in girls.
7. Signs of puberty in boys.

**4. Execution form:** presentation preparation


**5. Criteria for the implementation of the IWS:** see Appendix №1,2.

**6. Deadline:** 10th week

**7. Literature:**

**Basic:**

1. Mazurin, A. V. Propaedeutics of childhood diseases. 1 volume [: textbook / - Almaty : "Evero" , 2017. - 144 p
2. Mazurin, A. V. Propaedeutics of childhood diseases. 2 volume] : textbook / - Almaty : "Evero" , 2017. - 172 p.
3. Mazurin, A. V. Propaedeutics of childhood diseases. 3 volume [: textbook / - Almaty : "Evero" , 2017. - 140 p.
4. Mazurin, A. V. Propaedeutics of childhood diseases. 4 volume: textbook / - Almaty : "Evero" , 2017. - 120 p.
5. Issayeva, L. A. Childhood diseases. I part [: textbook / - Almaty : "Evero" , 2017. - 144 p
6. Issayeva, L. A. Childhood diseases. II part] : textbook / - Almaty : "Evero" , 2017. - 170 p.

|  |  |   |
|--|--|---|
| <p style="text-align: center;"> <small>ОҢТҮСТІК-ҚАЗАҚСТАН</small><br/> <b>MEDISINA</b><br/> <b>AKADEMIASY</b><br/> <small>«Оңтүстік Қазақстан медицина академиясы» АҚ</small> </p> |  | <p style="text-align: center;"> <br/> <small>SOUTH KAZAKHSTAN</small><br/> <b>MEDICAL</b><br/> <b>ACADEMY</b><br/> <small>АО «Южно-Казахстанская медицинская академия»</small> </p> |
| Department of Pediatrics-1   |  | 044/38-11   |
| Methodical recommendations for individual work of students   |  | Page 13 of 20   |

7. Issayeva, L. A. Childhood diseases. III part [: textbook / - Almaty : "Evero" , 2017. - 140 p.
8. Issayeva, L. A. Childhood diseases. IV part [: textbook / - Almaty : "Evero" , 2017. - 185 p.

**Additional:**

1. Karen J. marcdante. Robert M. Kligeman. Nelson “Essential of Pediatrics” 7th edition 2015.
2. Joseph J. Zorc Schwartz`s “ Clinical Handbook of Pediatrics” fifth edition 2013.

**Electronic resources:**

1. Karen J. marcdante. Robert M. Kligeman. Nelson “Essential of Pediatrics” 7th edition 2015. el disc (CD-ROM).

**8. Control-questions:**

1. Tell the prenatal development of the gonads.
2. What hormones are called female?
3. What hormones are called male?
4. Tell puberty periods.

**№11**

**1. Theme:** Syndromes of hypo- and hyperparathyroidism in childhood

**2. Purpose:** discuss with students about syndrome hyperparathyroidism in children.

**3. Tasks:**

1. The concept of hyperparathyroidism syndrome.
2. Predisposing factors and causes leading to the development of hyperparathyroidism syndrome in children of different age groups.
3. Clinical manifestations of hyperparathyroidism in children.
4. Principles of diagnosis of hyperparathyroidism syndrome.
5. Laboratory characteristics of the syndrome hyperparathyroidism

**4. Execution form:** presentation preparation


**5. Criteria for the implementation of the IWS:** see Appendix №1,2.

**6. Deadline:** 9th week

**7. Literature:**

**Basic:**

1. Mazurin, A. V. Propaedeutics of childhood diseases. 1 volume [: textbook / - Almaty : "Evero" , 2017. - 144 p
2. Mazurin, A. V. Propaedeutics of childhood diseases. 2 volume] : textbook / - Almaty : "Evero" , 2017. - 172 p.
3. Mazurin, A. V. Propaedeuutics of childhood diseases. 3 volume [: textbook / - Almaty : "Evero" , 2017. - 140 p.
4. Mazurin, A. V. Propaedeutics of childhood diseases. 4 volume: textbook / - Almaty : "Evero" , 2017. - 120 p.
5. Issayeva, L. A. Childhood diseases. I part [: textbook / - Almaty : "Evero" , 2017. - 144 p
6. Issayeva, L. A. Childhood diseases. II part] : textbook / - Almaty : "Evero" , 2017. - 170 p.
7. Issayeva, L. A. Childhood diseases. III part [: textbook / - Almaty : "Evero" , 2017. - 140 p.
8. Issayeva, L. A. Childhood diseases. IV part [: textbook / - Almaty : "Evero" , 2017. - 185 p.

|  |  |   |
|--|--|---|
| <p style="text-align: center;"> <small>ОҢТҮСТІК-ҚАЗАҚСТАН</small><br/> <b>MEDISINA</b><br/> <b>AKADEMIASY</b><br/> <small>«Оңтүстік Қазақстан медицина академиясы» АҚ</small> </p> |  | <p style="text-align: center;"> <br/> <small>1979</small><br/> <b>MEDICAL</b><br/> <b>ACADEMY</b><br/> <small>АО «Южно-Казахстанская медицинская академия»</small> </p> |
| Department of Pediatrics-1   |  | 044/38-11   |
| Methodical recommendations for individual work of students   |  | Page 14 of 20   |

### **Additional:**

1. Karen J. marcdante. Robert M. Kligeman. Nelson “Essential of Pediatrics” 7th edition 2015.
2. Joseph J. Zorc Schwartz’s “Clinical Handbook of Pediatrics” fifth edition 2013.

### **Electronic resources:**

1. Karen J. marcdante. Robert M. Kligeman. Nelson “Essential of Pediatrics” 7th edition 2015. el disc (CD-ROM).

### **8. Control-questions:**

1. What is hyperparathyroidism syndrome?
2. What predisposing factors and causes lead to the development of hyperparathyroidism in children?
3. Tell the clinical manifestations of hyperparathyroidism in children.
4. Tell us the principles of diagnosis of hyperparathyroidism syndrome.
5. Tell laboratory parameters of the syndrome hyperparathyroidism.

## **№12**

**1. Theme:** Laboratory - instrumental characteristics of hemorrhagic and anemic syndrome in children.

**2. Purpose:** to study of anemic syndrome in children.

### **3. Tasks:**

1. The concept of anemia.
2. Predisposing factors and causes leading to the development of anemic syndrome in children of different age groups.
3. Clinical manifestations of anemic syndrome in children.
4. Principles of diagnosis of anemia.
5. Laboratory characteristics of anemic syndrome.
6. The concept of hemorrhagic syndrome.
7. Predisposing factors and causes leading to the development of hemorrhagic syndrome in children of different age groups.
8. Clinical manifestations of hemorrhagic syndrome in children.
9. Principles of diagnosis of hemorrhagic syndrome.
10. Laboratory characteristics of hemorrhagic syndrome

**4. Execution form:** presentation preparation


**5. Criteria for the implementation of the IWS:** see Appendix №1,2.

**6. Deadline:** 11th week

**7. Literature:** basic and additional

### **Basic:**

1. Mazurin, A. V. Propaedeutics of childhood diseases. 1 volume [: textbook / - Almaty : "Evero" , 2017. - 144 p
2. Mazurin, A. V. Propaedeutics of childhood diseases. 2 volume] : textbook / - Almaty : "Evero" , 2017. - 172 p.

|  |  |  |   |
|--|--|--|---|
| <p style="text-align: center;"> <small>ОҢТҮСТІК-ҚАЗАҚСТАН</small><br/> <b>MEDISINA</b><br/> <b>AKADEMIASY</b><br/> <small>«Оңтүстік Қазақстан медицина академиясы» АҚ</small> </p> |  |  | <p style="text-align: center;"> <small>SOUTH KAZAKHSTAN</small><br/> <b>MEDICAL</b><br/> <b>ACADEMY</b><br/> <small>АО «Южно-Казахстанская медицинская академия»</small> </p> |
| Department of Pediatrics-1   |  |  | 044/38-11   |
| Methodical recommendations for individual work of students   |  |  | Page 15 of 20   |

3. Mazurin, A. V. Propaedeutics of childhood diseases. 3 volume [: textbook / - Almaty : "Evero" , 2017. - 140 p.
4. Mazurin, A. V. Propaedeutics of childhood diseases. 4 volume: textbook / - Almaty : "Evero" , 2017. - 120 p.
5. Issayeva, L. A. Childhood diseases. I part [: textbook / - Almaty : "Evero" , 2017. - 144 p
6. Issayeva, L. A. Childhood diseases. II part] : textbook / - Almaty : "Evero" , 2017. - 170 p.
7. Issayeva, L. A. Childhood diseases. III part [: textbook / - Almaty : "Evero" , 2017. - 140 p.
8. Issayeva, L. A. Childhood diseases. IV part [: textbook / - Almaty : "Evero" , 2017. - 185 p.

**Additional:**

1. Karen J. marcdante. Robert M. Kligeman. Nelson “Essential of Pediatrics” 7th edition 2015.
2. Joseph J. Zorc Schwartz’s “Clinical Handbook of Pediatrics” fifth edition 2013.

**Electronic resources:**

1. Karen J. marcdante. Robert M. Kligeman. Nelson “Essential of Pediatrics” 7th edition 2015. el disc (CD-ROM).

**8. Control-questions:**

1. What is anemia?
2. What predisposing factors and causes lead to the development of anemic syndrome in children?
3. Tell the clinical manifestations of anemic syndrome in children.
4. Tell the principles of diagnosis of anemia.
5. Tell the laboratory indicators of anemic syndrome.
6. What is hemorrhagic syndrome?
7. What predisposing factors and causes lead to the development of hemorrhagic syndrome in children?
8. Tell the clinical manifestations of hemorrhagic syndrome in children.
9. Tell the principles of diagnosis of hemorrhagic syndrome.
10. Tell laboratory values hemorrhagic syndrome.

**№13**

**1. Theme:** Lymphoid system in children. Morphological and functional immaturity, factors of their compensation, research methods. Lymph node enlargement syndrome.

**2. Purpose:** to study of lymphoid system in children, research methods. Lymph node enlargement syndrome.


**3. Tasks:**

1. The concept of the lymphoid system in children.
2. Predisposing factors and causes leading to the development of lymph node enlargement syndrome in children of different age groups.
3. Lymph node enlargement syndrome, infectious and non-infectious causes.
4. The importance of medical history and clinical examination in the diagnosis of causes.
5. Principles of diagnosis of lymph node enlargement syndrome.

**4. Execution form:** presentation preparation

**5. Criteria for the implementation of the IWS:** see Appendix №1,2.



|  |  |   |
|--|--|---|
| <p style="text-align: center;"> <small>ОҢТҮСТІК-ҚАЗАҚСТАН</small><br/> <b>MEDISINA</b><br/> <b>AKADEMIASY</b><br/> <small>«Оңтүстік Қазақстан медицина академиясы» АҚ</small> </p> |  | <p style="text-align: center;"> <br/> <small>SOUTH KAZAKHSTAN</small><br/> <b>MEDICAL</b><br/> <b>ACADEMY</b><br/> <small>АО «Южно-Казахстанская медицинская академия»</small> </p> |
| Department of Pediatrics-1   |  | 044/38-11   |
| Methodical recommendations for individual work of students   |  | Page 16 of 20   |

**6. Deadline:** 13th week

**7. Literature:**

**Basic:**

1. Mazurin, A. V. Propaedeutics of childhood diseases. 1 volume [: textbook / - Almaty : "Evero" , 2017. - 144 p
2. Mazurin, A. V. Propaedeutics of childhood diseases. 2 volume] : textbook / - Almaty : "Evero" , 2017. - 172 p.
3. Mazurin, A. V. Propaedeuutics of childhood diseases. 3 volume [: textbook / - Almaty : "Evero" , 2017. - 140 p.
4. Mazurin, A. V. Propaedeutics of childhood diseases. 4 volume: textbook / - Almaty : "Evero" , 2017. - 120 p.
5. Issayeva, L. A. Childhood diseases. I part [: textbook / - Almaty : "Evero" , 2017. - 144 p
6. Issayeva, L. A. Childhood diseases. II part] : textbook / - Almaty : "Evero" , 2017. - 170 p.
7. Issayeva, L. A. Childhood diseases. III part [: textbook / - Almaty : "Evero" , 2017. - 140 p.
8. Issayeva, L. A. Childhood diseases. IV part [: textbook / - Almaty : "Evero" , 2017. - 185 p.

**Additional:**

1. Karen J. marcdante. Robert M. Kligeman. Nelson “Essential of Pediatrics” 7th edition 2015.
2. Joseph J. Zorc Schwartz’s “ Clinical Handbook of Pediatrics” fifth edition 2013.

**Electronic resources:**

1. Karen J. marcdante. Robert M. Kligeman. Nelson “Essential of Pediatrics” 7th edition 2015. el disc (CD-ROM).

**8. Control-questions:**

1. What is lymph node enlargement syndrome?
2. What predisposing factors and causes lead to the development of lymph node enlargement syndrome in children?
3. Tell the clinical manifestations of lymph node enlargement syndrome in children.
4. Tell us the principles of diagnosis of lymph node enlargement syndrome.
5. Tell laboratory indicators of lymph node enlargement syndrome

**№14**

**1. Theme:** Symptoms of osteomalacia and hyperplasia with rickets.

**2. Purpose:** to explain the symptoms of osteomalacia and hyperplasia with rickets.


**3. Tasks:**

1. Phosphorus-calcium metabolism and its regulation.
2. Vitamin D. Biological functions. Active forms.
3. The etiopathogenesis of rickets. Classification of rickets.
4. Clinic, diagnosis of rickets in children.
5. Symptoms of osteomalacia with rickets.
6. Symptoms of hyperplasia with rickets.

**4. Execution form:** presentation preparation

**5. Criteria for the implementation of the IWS:** see Appendix №1,2.



|  |  |   |
|--|--|---|
| <p style="text-align: center;"> <small>ОҢТҮСТІК-ҚАЗАҚСТАН</small><br/> <b>MEDISINA</b><br/> <b>AKADEMIASY</b><br/> <small>«Оңтүстік Қазақстан медицина академиясы» АҚ</small> </p> |  | <p style="text-align: center;"> <br/> <small>SOUTH KAZAKHSTAN</small><br/> <b>MEDICAL</b><br/> <b>ACADEMY</b><br/> <small>АО «Южно-Казахстанская медицинская академия»</small> </p> |
| <p style="text-align: center;">Department of Pediatrics-1</p>  |  | <p>044/38-11</p>  |
| <p style="text-align: center;">Methodical recommendations for individual work of students</p>  |  | <p>Page 17 of 20</p>  |

**6. Deadline:** 14th week

## **7. Literature:**

### **Basic:**

1. Mazurin, A. V. Propaedeutics of childhood diseases. 1 volume [: textbook / - Almaty : "Evero" , 2017. - 144 p
2. Mazurin, A. V. Propaedeutics of childhood diseases. 2 volume] : textbook / - Almaty : "Evero" , 2017. - 172 p.
3. Mazurin, A. V. Propaedeutics of childhood diseases. 3 volume [: textbook / - Almaty : "Evero" , 2017. - 140 p.
4. Mazurin, A. V. Propaedeutics of childhood diseases. 4 volume: textbook / - Almaty : "Evero" , 2017. - 120 p.
5. Issayeva, L. A. Childhood diseases. I part [: textbook / - Almaty : "Evero" , 2017. - 144 p
6. Issayeva, L. A. Childhood diseases. II part] : textbook / - Almaty : "Evero" , 2017. - 170 p.
7. Issayeva, L. A. Childhood diseases. III part [: textbook / - Almaty : "Evero" , 2017. - 140 p.
8. Issayeva, L. A. Childhood diseases. IV part [: textbook / - Almaty : "Evero" , 2017. - 185 p.

### **Additional:**

1. Karen J. marcdante. Robert M. Kligeman. Nelson “Essential of Pediatrics” 7th edition 2015.
2. Joseph J. Zorc Schwartz’s “ Clinical Handbook of Pediatrics” fifth edition 2013.

### **Electronic resources:**

1. Karen J. marcdante. Robert M. Kligeman. Nelson “Essential of Pediatrics” 7th edition 2015. el disc (CD-ROM).

## **8. Control-questions:**

1. Tell the calcium and phosphorus metabolism and its regulation in the body.
2. What causes predispose and cause the occurrence of rickets in children?
3. Tell the pathogenesis of rickets.
4. What are the clinical symptoms and syndromes characteristic of acute subacute and residual manifestations of rickets?


## **№15**

**1. Theme:** Hypomelanosis and hypermelanosis in children. Vascular formations of the skin.

**2. Purpose:** to explain the hypomelanosis and hypermelanosis in children.

### **3. Tasks:**

Hypomelanosis of the skin is a frequently encountered problem in childhood, being totally innocent or representing the first sign of a multisystem disorder. Medical history, clinical examination, Wood’s light investigation, histological analysis of the skin and a multidisciplinary consultation can contribute to a correct and early diagnosis of the different types of hypopigmentations. In the present paper, we present a systematic clinical approach to the differential diagnosis of those skin disorders. Cutaneous hypopigmentations enclose a wide range of disorders, which can be mainly differentiated based on the age of onset (congenital or acquired) [Table 1], the extent of involvement (diffuse or localized) and the underlying aetiology.

|  |  |  |   |
|--|--|--|---|
| <p style="text-align: center;"> <small>ОҢТҮСТІК-ҚАЗАҚСТАН</small><br/> <b>MEDISINA</b><br/> <b>AKADEMIASY</b><br/> <small>«Оңтүстік Қазақстан медицина академиясы» АҚ</small> </p> |  |  | <p style="text-align: center;"> <small>SOUTH KAZAKHSTAN</small><br/> <b>MEDICAL</b><br/> <b>ACADEMY</b><br/> <small>АО «Южно-Казахстанская медицинская академия»</small> </p> |
| Department of Pediatrics-1   |  |  | 044/38-11   |
| Methodical recommendations for individual work of students   |  |  | Page 18 of 20   |

Diffuse or generalized hypopigmentation in early childhood often have a genetic origin, in contrast to the acquired localized form at a later age. An adequate medical history and a thorough clinical evaluation are very useful tools to make a presumptive diagnosis, which can be followed by further diagnostic investigations. In routine clinical practice, the clinician can ask several key questions concerning age of onset (congenital or acquired), evolution of the lesions (stable or progressive), family history and associated disorders (e.g., autoimmune disorders, loss of sight or hearing, developmental disorders, neurological disorders, skeletal anomalies). In addition, other clinical features have been proven to be crucial in the differentiation of hypomelanoses: Subtype of pigment disorder (hypopigmentation, depigmentation or hyperpigmentation), distribution pattern and shape of the lesions (body location, unilateral or bilateral, solitary or multiple lesions, linear pattern, Blaschkoid distribution or leaf-like pattern) or other distinct clinical findings (anomalies of hair, eyes, teeth, nervous system or skeleton). In this paper, we describe the differential diagnosis of hypomelanoses in children (ranging from birth to end of puberty).

**5. Criteria for the implementation of the IWS:** see Appendix №1,2.

**6. Deadline:** 15th week

## **7. Literature:**

### **Basic:**

9. Mazurin, A. V. Propaedeutics of childhood diseases. 1 volume [: textbook / - Almaty : "Evero" , 2017. - 144 p
10. Mazurin, A. V. Propaedeutics of childhood diseases. 2 volume] : textbook / - Almaty : "Evero" , 2017. - 172 p.
11. Mazurin, A. V. Propaedeutics of childhood diseases. 3 volume [: textbook / - Almaty : "Evero" , 2017. - 140 p.
12. Mazurin, A. V. Propaedeutics of childhood diseases. 4 volume: textbook / - Almaty : "Evero" , 2017. - 120 p.
13. Issayeva, L. A. Childhood diseases. I part [: textbook / - Almaty : "Evero" , 2017. - 144 p
14. Issayeva, L. A. Childhood diseases. II part] : textbook / - Almaty : "Evero" , 2017. - 170 p.
15. Issayeva, L. A. Childhood diseases. III part [: textbook / - Almaty : "Evero" , 2017. - 140 p.
16. Issayeva, L. A. Childhood diseases. IV part [: textbook / - Almaty : "Evero" , 2017. - 185 p.

### **Additional:**


1. Karen J. marcdante. Robert M. Kligeman. Nelson “Essential of Pediatrics” 7th edition 2015.
2. Joseph J. Zorc Schwartz’s “ Clinical Handbook of Pediatrics” fifth edition 2013.

### **Electronic resources:**

1. Karen J. marcdante. Robert M. Kligeman. Nelson “Essential of Pediatrics” 7th edition 2015. el disc (CD-ROM).

## **8. Control-questions:**

1. The concept of hypomelanosis and hypermelanosis.
2. The concept of vascular skin formation.
3. Clinical manifestations and the main causes of occurrence.
4. Age-related features of the skin, adipose tissue and skin appendages.

|  |  |  |   |
|--|--|--|---|
| <p style="text-align: center;"> <small>ОҢТҮСТІК-ҚАЗАҚСТАН</small><br/> <b>MEDISINA</b><br/> <b>AKADEMIASY</b><br/> <small>«Оңтүстік Қазақстан медицина академиясы» АҚ</small> </p> |  |  | <p style="text-align: center;"> <small>SOUTH KAZAKHSTAN</small><br/> <b>MEDICAL</b><br/> <b>ACADEMY</b><br/> <small>АО «Южно-Казахстанская медицинская академия»</small> </p> |
| Department of Pediatrics-1   |  |  | 044/38-11   |
| Methodical recommendations for individual work of students   |  |  | Page 19 of 20   |

## *Appendix №1*

### **Theme, requirements for the implementation and maintenance of the IWS**

**1. Individual work of students** - work on a specific list of topics set aside for independent study, provided with educational and methodical literature and recommendations, controlled in the form of tests, examinations, colloquiums, abstracts, essays and reports.

**2. Requirements for the implementation of the IWS:** the tasks received by the student must be completed within the specified period and in full. IWS is envisaged as extracurricular work, verification can be carried out at seminars, practical exercises.

When performing tasks it is necessary:

- independently study the topic, if necessary, consult with the teacher;
- students should study the mandatory and additional literature, materials of statistical data, be able to analyze them to justify the necessary strategies and decisions;
- Tasks are prepared individually or in a group.

### **3. Forms of the IWS:**


☐ **Presentation**

#### **Individual work of students is accepted in electronic form.**

**1.Presentation:** is carried out independently. At least 3 references are used. Slides should be informative and concise. When defending, the author must demonstrate deep knowledge of the theme, avoid mistakes when answering questions during the discussion.

#### **Requirements for the implementation of the IWS:**

**1.Presentation: Style:** 1. Unified design style; 2. Avoid styles that distract from the presentation itself; 3. Auxiliary information should not prevail over the text, picture. **Background:** Cooler tones (blue, green). Use of color: no more than 3 colors: for background, title and text. **Content:** 1. use short words and sentences; 2. headlines should attract the attention of the audience. **Page location:** 1. preferably horizontal arrangement of information; 2. Important information should be located in the center of the screen; 3. The inscription should be located under the picture. **Printing type** 1. for headlines - at least 24; 2. for information - at least 18; 3. to highlight the information should be bold, italics. **Selection methods:** should use frames, borders, fills. Different font colors, shading, arrows, drawings, diagrams, etc. **Amount of information:** 1. You should not fill one slide with too much information; 2. Display the key points one by one on each separate slide. **Slide types:** To ensure diversity, use slides with text, with tables, with diagrams. The number of slides on 1 topic is at least 15.

|  |  |  |
|--|--|--|
| ОҢТҮСТІК-ҚАЗАҚСТАН<br><b>MEDISINA<br/>         AKADEMIASY</b><br>«Оңтүстік Қазақстан медицина академиясы» АҚ |  |  SOUTH KAZAKHSTAN<br><b>MEDICAL<br/>         ACADEMY</b><br>АО «Южно-Казахстанская медицинская академия» |
| Department of Pediatrics-1   |  | 044/38-11  |
| Methodical recommendations for individual work of students   |  | Page 20 of 20  |

Appendix №2

## The criteria for evaluation

### Theme Presentation used in the preparation of the IWS

| Control form                                | Score   | Evaluation criterion   |
|---|---|--|
| Preparing for the presentation of the topic | <b>Excellent</b><br>Corresponds to the estimates:<br>A (4,0, 95-100%);<br>A- (3,67, 90-94%)                                     | The presentation run on its own, at the appointed time, using at least 3 literature sources, slides informative and decoration, while protecting the speaker demonstrates a deep knowledge on the subject, does not make mistakes when answering questions during the discussion, responding clearly and without difficulty or a little thinking with uncertainty. Check for plagiarism 90 – 100%. |
|   | <b>Good</b><br>Corresponds to the estimates:<br>B+ (3,33; 85-89%);<br>B (3,0; 80-84%)<br>B- (2,67; 75-79%)<br>C+ (2,33; 70-74%) | The presentation was made independently, at the appointed time, using at least 3 literary sources, slides are informative, possibly non-canonical, the speaker demonstrates good knowledge of the topic, makes mistakes when answering questions that he corrects. Check for plagiarism 70-89%.  |
|   | <b>Satisfactorily</b><br>Corresponds to the estimates:<br>C (2,0; 65-69%)<br>C- (1,67; 60-64%)<br>D+ (1,0; 50-54%)              | The presentation run on its own, at the appointed time, used at least 3 literature sources, the slides may tend to be biased, while protecting the author admits the fundamental errors in answering questions or orientirueshsya in their own material. Check for plagiarism 50-69%.  |
|   | <b>Unsatisfactorily</b><br>Corresponds to the estimates:<br>F <sub>x</sub> (0,5; 25-49%)<br>F (0; 0-24 %)                       | For the census of this work. When protecting a presentation, the text do not read correctly. The student is not sufficiently oriented in his own material. Check for plagiarism 0-49%.   |