


ОҢТҮСТІК ҚАЗАҚСТАН MEDISINA АКАДЕМИАСЫ «Оңтүстік Қазақстан медицина академиясы» АҚ		SOUTH KAZAKHSTAN MEDICAL ACADEMY АО «Южно-Казахстанская медицинская академия»
DEPARTMENT OF «Introduction to the clinic»		044-75
Methodological guidelines for the acquisition of clinical skills in the TDO (using the execution algorithm)		

Methodological manual for the teacher on teaching clinical skills at the Center for practical skills (using the algorithm of execution)

Rules and techniques of cleansing enemas for patients




Specialty: GM

Course: 2

Department: "Introduction to the clinic"

Compiled by: Orynbasar S


ОҢТҮСТІК ҚАЗАҚСТАН MEDISINA AKADEMIASY «Оңтүстік Қазақстан медицина академиясы» АҚ	 SOUTH KAZAKHSTAN MEDICAL ACADEMY АО «Южно-Казахстанская медицинская академия»
DEPARTMENT OF «Introduction to the clinic»	044-75
Methodological guidelines for the acquisition of clinical skills in the TDO (using the execution algorithm)	

Reviewed and discussed at the meeting of the department
 Protocol No. 5 25.11.2022

Head of the Department



Zhumadilova A.R.

ОҢТҮСТІК ҚАЗАҚСТАН MEDISINA AKADEMIASY «Оңтүстік Қазақстан медицина академиясы» АҚ	 SKMA -1979-	SOUTH KAZAKHSTAN MEDICAL ACADEMY АО «Южно-Казахстанская медицинская академия»
DEPARTMENT OF «Introduction to the clinic»		044-75
Methodological guidelines for the acquisition of clinical skills in the TDO (using the execution algorithm)		

1. Name of the clinical skill: Technique of performing a cleansing enema

2.The purpose of the training: mastering the conduct of a cleansing enema using the necessary tools

3.Time required for preliminary instruction and demonstration of the skill on a dummy: 5 minutes.

4.Time required to master the skill on your own: 10 minutes

5. Learning objectives:

The student should know.

* Sanepid mode of the treatment room

* Organization of first aid in the treatment room as prescribed by a doctor with the intervention of a nurse

* The ability to properly organize in the treatment room compliance with the general hygienic requirements of the patient and compliance with sanitary requirements, sterility

* The ability to properly organize the work of a nurse

The student must be able to.

* Be able to perform the procedure correctly according to the doctor's instructions, be able to stop the procedure if there are contraindications

6.Trainer: INMAN-1 Simulator for training and skills of intramuscular injections into the gluteal region and enemas for procedures

Theoretical knowledge necessary for mastering clinical skills:

1 To be able to master the anatomical location of the intestine.

2 Ability to communicate with patients.


3 Proficiency in general deontological theories.

4 Mastery of sterilization measures.

7.List of medical devices and equipment: Rubber pear, water, couch, vaseline, gloves, apron, gown, film.

8.Execution algorithm:

№	Step-by-step actions	Estimates are fulfilled	
		yes	no
1.	Explain the procedure and purpose of the treatment to the patient, get his consent.		
2.	Surround the patient with a curtain (a curtain with staples attached to a wooden frame) (if the procedure is performed in a ward).		
3	Take the necessary items: pear, vaseline oil, put on a robe, mask, oilcloth apron.		
4.	Clean your hands hygienically, wear gloves.		
5.	Prepare a pear for cleaning		
6.	Place a diaper under the patient, make sure that he lies on his left side, bend his right leg at the knee joint and bring it slightly to the stomach, and apply vaseline oil to the tip of the pear, which should be stretched along the couch.		
7.	Open the buttock with the I and II fingers of the left hand, and with the right hand carefully insert the tip into the anus		

ОҢТҮСТІК ҚАЗАҚСТАН MEDISINA AKADEMIASY «Оңтүстік Қазақстан медицина академиясы» АҚ	 SOUTH KAZAKHSTAN MEDICAL ACADEMY АО «Южно-Казахстанская медицинская академия»
DEPARTMENT OF «Introduction to the clinic»	044-75
Methodological guidelines for the acquisition of clinical skills in the TDO (using the execution algorithm)	

	hole with a light circular motion, move it towards the rectum, first 3-4 cm in the direction of the navel, then insert it parallel to the spine.		
8.	Ask the patient to take deep breaths with the stomach while squeezing the rubber pear and slowly entering the water into the intestine.		
9.	After the liquid has been completely drained, slowly remove the pear, ask him to hold the liquid for 1-2 minutes, and finally ask him to sit on the toilet or on the toilet.		
10.	Clean around the anus.		
11.	Place the used items in the disinfection solution.		
12.	Take off the clean apron, gown, gloves, mask.		
13.	Wash and dry your hands.		

Evaluation criterion

Time allotted for the task - 5 minutes

Maximum score: (100%)

Score: (%)

Full name and signature of the teacher who evaluated the criterion:

Test

1. Depending on the purpose pursued when using them, enemas are:

- a) pollutants
- b) cleansing +
- c) prophylactic

2. With atonic constipation, water is used for a cleansing enema:

- a) 30°C
- b) 24°C
- c) 12°C

3. Depending on the purpose pursued when using them, enemas are:


- a) medicinal (medicinal) +
- b) preventive
- c) specific

4. Siphon enema is carried out by:

- a) housewife
- b) a nurse
- c) a nurse under the supervision of a doctor +

5. Depending on the purpose pursued when using them, enemas are:

- a) filling
- b) nutritious +
- c) watery

ОҢТҮСТІК ҚАЗАҚСТАН MEDISINA AKADEMIASY «Оңтүстік Қазақстан медицина академиясы» АҚ		SOUTH KAZAKHSTAN MEDICAL ACADEMY АО «Южно-Казахстанская медицинская академия»
DEPARTMENT OF «Introduction to the clinic»		044-75
Methodological guidelines for the acquisition of clinical skills in the TDO (using the execution algorithm)		

6. Contraindication for enemas is everything except:

- a) strangulated hemorrhoids
- b) bleeding from the gastrointestinal tract
- c) refusal of the patient's relatives +

7. According to the amount of fluid injected, enemas are:

- a) microclyster +
- b) plasma enema
- c) macroclysm

8. Contraindication for oil enema is:

- a) feeling confused
- b) flatulence;
- c) bleeding from the digestive tract +

9. According to the amount of fluid injected, enemas are:

- a) pear enema
- b) siphon enema
- c) bubble enema

10. To set up a siphon enema, you need to prepare:

- a) two gastric probes connected by a glass tube with a funnel with a capacity of 1 liter +
- b) Esmarch's mug and tip
- c) two rubber probes connected by a glass dropper

9. Criteria for evaluating the performance of the skill.

Completed : The student completed a 10-step clinical skill. Completed the entire skill from greeting to performing a cleansing enema using the necessary tools. There was contact with the patient. When the condition improved, they were sent for further examination and treatment, and otherwise, that is, when the condition worsened, an ambulance was called.

Completed by half: the student completed a clinical skill out of 10 6. He said hello, but did not complete the entire manipulation. There was no feedback from the patient. Said goodbye.

Failed: The student failed to complete the 10-step clinical skill. I didn't perform the whole manipulation. There was no feedback from the patient. Didn't say goodbye.

10. Literature:

Main references

- 1) A list of templates (samples) of SOPs for PHC (rules, instructions, procedures, algorithms) of the Accreditation Center (as of 06.06.2013) with additions by participants of the workshop on 27.05.2013.
- 2) Methodological recommendations "Standardization of clinical and non-clinical production processes in medical organizations, their implementation and monitoring", RSE at PCV "RCRZ" of the Ministry of Health of the Republic of Kazakhstan, 2017