


ОҢТҮСТІК ҚАЗАҚСТАН MEDISINA AKADEMIASY «Оңтүстік Қазақстан медицина академиясы» АҚ	 SOUTH KAZAKHSTAN MEDICAL ACADEMY АО «Южно-Казахстанская медицинская академия»
Department of "Emergency Medical Care and Nursing"	044-57/11 ()
Methodological recommendations for teachers on teaching clinical skills at the Practical Skills Center (using the implementation algorithm)	P 1 of 6

Methodological recommendation for teachers on teaching clinical skills at the Practical Skills Center

(using the execution algorithm)

Specialty: 6b10101 "general medicine"

Subject: "Emergency Medical Care - 1, 2"

Course: 5

Department: emergency medical care and nursing

Developer: Yerimbet B. M.

Department of "Emergency Medical Care and Nursing"


044-57/11 ()

Methodological recommendations for teachers on teaching clinical skills at the Practical Skills Center (using the implementation algorithm)

P 2 of 6

Reviewed and discussed at the meeting of the department

Protocol No. 4 from "28" 11 2022 G.

Head of the Department, PhD, Associate Professor  А.А. Seydakhmetova



1. Name of the clinical skill: Algorithm of conicotomy.

2. The purpose of training: To consolidate the skills of providing emergency medical care in acute respiratory failure.

3. Time required for preliminary instruction and demonstration of the skill on a dummy: 7 min.

4. Time required for self-mastery of the skill: 10 min.

5. The necessary theoretical knowledge to master the clinical skill:

- precursors of bronchial and cardiac asthma attacks, distinctive signs;

- true and false paringospasms causes and symptoms;

- duct installation technique;

- cryoconitomy technique;

- the use of a nebulizer device for the purpose of relieving asthma attacks;

- the technique of performing the Heimlich method depending on the age and physique of the patient;

- medicines used for acute respiratory failure, and methods of their application to the patient

6. List of simulators, mannequins, models, visual aids:

A simulator for developing the skills of performing a conicotomy.

7. List of medical products and equipment: disposable gloves; 70% alcohol solution; Trousseau dilator; tracheostomy cannula (conicotomy tube); scalpel; scissors; plastic bag for waste material; bandages (medium); medical cotton wool; band-aid; phonendoscope.

8. The execution of skill:

№	Step-by-step actions	Execution		
		Yes	No	Remark
1	Prepare the necessary tools: disposable gloves; 70% alcohol solution; trussaud's dilator; tracheostomy cannula (conicotomy tube); scalpel; nozhnitsy; plastic bag for waste material; bandages (medium); medical cotton wool; band-aid; phonendoscope.			
2	Nadiath sterile gloves: <ul style="list-style-type: none"> • to take the gloves in a sterile package, open the package; • take the glove for the right hand for the lapel so that the fingers do not touch the inner surface of the glove • to close the fingers of the right hand and enter them into a glove; • to put on the glove without interfering with its lapel Razumkov fingers of the right hand; • take the glove for the left hand second, third and fourth fingers of the right hand (in a glove) for a top so that fingers do not touch the internal surface of the glove; • to wrap my fingers LeoOh hand and enter them in the glove. 			
3	Подготовить the patient for manipulation.			




	<p>Treat the front surface of the neck. Плассеть the patient in a horizontal position, плассеть a roller under the shoulder blades, and tilt your head back as far as possible. Обработат Treat the front surface of the neck with a 70% alcohol solution.</p>			
4	<p>Palpated the conic ligament. With a scalpel, he made an incision in the skin and subcutaneous adipose tissue. Пропальпир Palpate between the thyroid and cricoid cartilages a conical ligament-a membrane over which it will be necessary to make an incision of the skin. The next protrusion is ring-shaped cartilage, which has the shape of a wedding ring. With the fingers of one hand, grasp the scalpel two centimeters above the tip to prevent perforation of the posterior wall of the trachea and make a longitudinal incision (1 cm) of the skin and subcutaneous.</p>			
5	<p>Palpated the depression between the thyroid and cricoid cartilages, closed with a conical ligament, and dissected it. He spread the edges of the wound. Palpate the hollow between the thyroid and cricoid cartilages, closed with a conical ligament, and dissect it with the tip of a scalpel.</p>			
6	<p>Insert a tracheostomy cannula.</p>			
7	<p>Evaluat the position of the cannula. The correct manipulation is indicated by the stable position of the cannula.</p>			
8	<p>Assesses the adequacy of lung ventilation. The correct manipulation is indicated by the whistling entry and exit of air through the cannula during respiratory movements, on the dummy – a feeling of "failure".</p>			
9	<p>Fix the cannula.</p>			
10	<p>Cover you with a sterile dressing.</p>			
	<p>Total:</p>			

9. Tasks:

- Determine the location of the conicotomy.
- Perform a conicotomy.

10. Performance evaluation criteria:

№	Implementations	Evaluation criteria
---	-----------------	---------------------

ОҢТҮСТІК ҚАЗАҚСТАН MEDISINA AKADEMIASY «Оңтүстік Қазақстан медицина академиясы» АҚ	 SKMA -1979-	SOUTH KAZAKHSTAN MEDICAL ACADEMY АО «Южно-Казахстанская медицинская академия»
Department of "Emergency Medical Care and Nursing"		044-57/11 ()
Methodological recommendations for teachers on teaching clinical skills at the Practical Skills Center (using the implementation algorithm)		P 5 of 6

1	Completed	In accordance with the clinical skills, the student completed 10 step-by-step actions. Correctly assessed the patient's condition and prepared the necessary equipment. I gave her an anaestheticю. I followed all the rules of antiseptics. I used the right tools and had a conicotomy. The effectiveness of actions was evaluated.
2	Partially completed	In accordance with the clinical skills, the student completed 5-6 steps of 10-step actions. Correctly assessed the patient's condition and prepared the necessary equipment. I didn't do any anesthesia. They did not fully comply with the rules of antiseptics. I used the right tools and had a conicotomy. I didn't evaluate the effectiveness of my actions.
3	Failed:	According to clinical skills, the student did not complete 10 step actions. I underestimated the patient's condition and prepared the necessary equipment. I didn't do any anesthesia. Did not follow the rules of antiseptics. I didn't use the right tools, I couldn't do a conicotomy. I didn't evaluate the effectiveness of my actions.


11. References:

Basic literature:

1. The state program of healthcare development of the Republic of Kazakhstan "Health" on 2021-2024 years
2. Order of the Ministry of health of the Republic of Kazakhstan dated July 3, 2017 No. 450 "on approval Of the rules for emergency medical care in the Republic of Kazakhstan".
3. Vertkin A., Sveshnikov K. Guidelines for emergency medical care. Moscow. – E. publishing house – 2017. - 560 p.
4. Emergency care in a therapeutic clinic. Under the editorship of A. V. Gordienko. - Speclit. - 2017. - 229 p.
5. Urgent outpatient and polyclinic cardiology: a brief guide / V. V. Ruksin. - 2nd ed. - Moscow: GEOTAR-Media, 2016. - 255 p
6. Emergency medical care. Clinical recommendations. Under the editorship of S. F. Bagnenko. - GEOTAR-Media. - 2018. - 896 p.

Additional literature:

1. Clinical Protocol of diagnosis and treatment "Asphyxia". Approved by the joint Commission on the quality of medical services of the Ministry of health of the Republic of Kazakhstan dated June 23, 2016. Protocol No. 5.

ОҢТҮСТІК ҚАЗАҚСТАН MEDISINA AKADEMIASY «Оңтүстік Қазақстан медицина академиясы» АҚ		SOUTH KAZAKHSTAN MEDICAL ACADEMY АО «Южно-Казахстанская медицинская академия»
Department of "Emergency Medical Care and Nursing"		044-57/11 ()
Methodological recommendations for teachers on teaching clinical skills at the Practical Skills Center (using the implementation algorithm)		P 6 of 6

2. Emergency medical care. Clinical recommendations / ed. by S. F. Bagnenko, Moscow: [B. I.], 2015. -871 p.
3. Emergency care for children: Handbook: translated from German. / - M. : Medpress-inform, 2014.